

Neurology[®]

Table of Contents

Volume 81, Number 13, September 24, 2013
Neurology.org

THE MOST WIDELY READ AND HIGHLY CITED PEER-REVIEWED
NEUROLOGY JOURNAL






IN FOCUS


- 1107 Spotlight on the September 24 Issue
- 1129 This Week's *Neurology*[®] Podcast


EDITORIALS

- 1108 Amyloid imaging: The court of public opinion
A.J. Lerner
- 1110 IV tissue plasminogen activator use in acute stroke:
What are neurologists thinking?
A.R. Boissy
- 1112 All choked up about the pseudotumor cerebri syndrome
S.L. Galetta and L.J. Balcer


ARTICLES

- 1114 Using AD biomarker research results for clinical care:
A survey of ADNI investigators
M.B. Shulman, K. Harkins, R.C. Green, and J. Karlawish
Editorial, p. 1108
- 1122 Clinical presentation of chronic traumatic encephalopathy
*R.A. Stern, D.H. Daneshvar, C.M. Baugh, D.R. Seichepine,
P.H. Montenigro, D.O. Riley, N.G. Fritts, J.M. Stamm, C.A.
Robbins, L. McHale, I. Simkin, T.D. Stein, V.E. Alvarez, L.E.
Goldstein, A.E. Budson, N.W. Kowall, C.J. Nowinski,
R.C. Cantu, and A.C. McKee*

- 1130 The complexities of acute stroke decision-making:
A survey of neurologists
M.C.F. Shamy and C.S. Jaigobin
  **Editorial, p. 1110**
- 1134 HTRF analysis of soluble huntingtin in PHAROS PBMCs
*M. Moscovitch-Lopatin, R.E. Goodman, S. Eberly,
J.J. Ritch, H.D. Rosas, S. Matson, W. Matson, D. Oakes,
A.B. Young, I. Shoulson, and S.M. Hersch, on behalf of
the Huntington Study Group PHAROS Investigators*
- 1141 Unawareness of motor phenoconversion in Huntington
disease
*E.A. McCusker, D.G. Gunn, E.A. Epping, C.T. Loy,
K. Radford, J. Griffith, J.A. Mills, J.D. Long, and
J.S. Paulsen, on behalf of the PREDICT-HD
Investigators of the Huntington Study Group*


- 1148 Ataxia telangiectasia presenting as dopa-responsive
cervical dystonia
*G. Charlesworth, M.D. Mohire, S.A. Schneider,
M. Stamelou, N.W. Wood, and K.P. Bhatia*


- 1152 Effect of chlorzoxazone in patients with downbeat
nystagmus: A pilot trial
*K. Feil, J. Claaßen, S. Bardins, J. Teufel, S. Krafczyk,
E. Schneider, R. Schniepp, K. Jahn, R. Kalla, and
M. Strupp*


VIEWS & REVIEWS

- 1159 Revised diagnostic criteria for the pseudotumor cerebri
syndrome in adults and children
D.I. Friedman, G.T. Liu, and K.B. Digre
 **Editorial, p. 1112**
- 1166 Priorities in pediatric epilepsy research: Improving
children's futures today
*A.T. Berg, C.B. Baca, T. Loddenkemper, B.G. Vickrey,
and D. Dlugos*

CLINICAL/SCIENTIFIC NOTES

- 1176 Benefits of putaminal GDNF infusion in Parkinson
disease are maintained after GDNF cessation
*N.K. Patel, N. Pavese, S. Javed, G.R. Hotton,
D.J. Brooks, and S.S. Gill*


REFLECTIONS: NEUROLOGY AND THE HUMANITIES

- e97 Poems
A. Possner

NEUROIMAGES

- 1179 Lemierre syndrome: More than "the forgotten
disease"
*N. Morelli, E. Rota, D. Sacchini, G. Ratti, A. Cassi,
F. Feraboli, M. Biondi, E. Michieletti, and D. Guidetti*

RESIDENT & FELLOW SECTION

- e98 Mystery Case: Cowden syndrome presenting
with partial epilepsy related to focal cortical
dysplasia
N.D. Child and G.D. Cascino

CONTINUED

Neurology[®]

Table of Contents

continued



e100 Teaching Video *NeuroImages*: Reading epilepsy:
A seizure in a thousand words (or less)
J.K. Gregory and E.M. Broomall



e101 Teaching *NeuroImages*: A pediatric patient with
headache and neck stiffness
A.R. Moeck and P. Pergami

PATIENT PAGE

e102 Stroke, tPA, and physician decision-making
D. Hovsepian and S. Karceski

WRITECLICK: EDITOR'S CHOICE

1181 Hemichorea-hemiballism associated with
hyperglycemia and a developmental venous anomaly
*C. Civardi, A. Collini; Author Response: L.V. Kalia,
A.E. Lang, R.I. Aviv, M. Masellis*

1181 Decreased iron levels in the temporal cortex in
postmortem human brains with Parkinson disease
O. Kano, K. Ikeda, Y. Iwasaki; Author Response: H. Jiang

DEPARTMENT


A35 In the Next Issue of *Neurology*[®]

Podcast at www.neurology.org CME Video Patient Page LOE classification LOE recommendation




Find us on
Facebook

tinyurl.com/neurologyfan twitter.com/GreenJournal



Cover image: An unruptured type III spinal arteriovenous malformation at the C3-C4 level identified by angiography in a pediatric patient with headache and neck stiffness. Colorized by Graphics Editor, Cindy Abair. See page e101.

Look for **Publish Ahead of Print** articles and editorials under the Ahead of Print tab at Neurology.org



Neurology[®] Online CME Program

Earn CME while reading *Neurology*. This program is available only to online *Neurology* subscribers. Simply read the articles marked CME, go to www.neurology.org, and click on CME. This will provide all of the information necessary to get started. The American Academy of Neurology (AAN) is accredited by the Accreditation Council for Continuing Medical Education (ACCME) to sponsor continuing medical education for physicians. *Neurology* is planned and produced in accordance with the ACCME Essentials. For more information, contact AAN Member Services at 800-879-1960.